

Date: 27.3.2024**Time:** 9:55 hrs**Subject:** BULLETIN NO: 3**Document No:** 1.3**From:** The Stewards**To:** All competitors / crew members

Number of pages: 1 Attachments: 2 (11 pages)

A. Amendments to the Supplementary Regulations

1. INTRODUCTION

1.3 Itinerary (as amended in Bulletin 1 is now amended as follows)

Total distance: ~~1267.57 km~~ 1259.09 km

B. Amendments to the Road Book and Itinerary

- Road section after SS 10/13 is changed, new total distance from the start of SS 10/13 to TC 10A/13A is 78.30 km. Target time remains the same. Road Book 2, new pages 212 - 218 in **Attachment 1**.
- Revised Itinerary in **Attachment 2**.
- Road Book 1, page 76, box 81: add Media Zone.

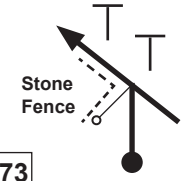
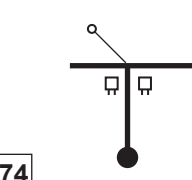
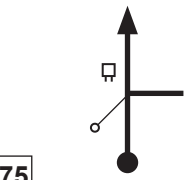
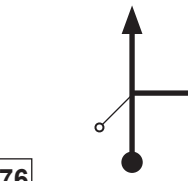
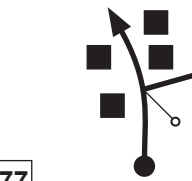
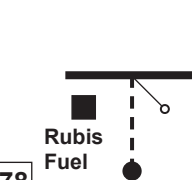
Silver Kütt
The Stewards

Henrik Frank



John Kamau


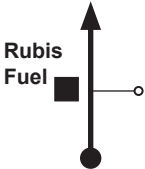
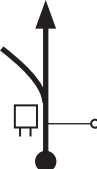


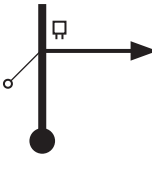



SS 10 - 13 Sleeping Warrior 1 & 2		TC 10A - 13A Technical Zone - In		
Distance	78.30 Km	Time	2 Hr 05 Min	
Speed	37.58 Kph			
Distance		Direction	Information	Km to TC
Total	Partial			
36.28	0.20			42.02
36.39	0.11		Concrete pad	41.91
36.51	0.12			41.79
36.77	0.26			41.53
37.30	0.53			41.00
38.37	1.07		Rough	39.93
! 0.14		© 2024 Safari Rally Kenya		

SS 10 - 13 Sleeping Warrior 1 & 2		TC 10A - 13A Technical Zone - In	
Distance	78.30 Km	Time	2 Hr 05 Min
Speed	37.58 Kph		
Distance	Direction	Information	Km to TC
Total	Partial		
38.51	0.14	 <p>Stone Fence</p>	39.79
		73	
39.00	0.49		39.30
		74	
39.59	0.59		38.71
		75	
40.14	0.55		38.16
		76	
40.43	0.29		37.87
		77	
40.63	0.20	 <p>Rubis Fuel</p>	37.67
		78	
4.05			

Bulletin 3, Attachment 1

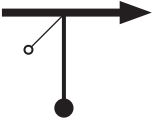

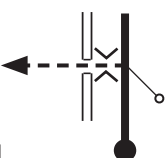




SS 10 - 13 Sleeping Warrior 1 & 2		TC 10A - 13A Technical Zone - In		
Distance	78.30 Km	Time	2 Hr 05 Min	
Speed	37.58 Kph			
Distance		Direction	Information	Km to TC
Total	Partial			
44.68	4.05			33.62
		79		
46.48	1.80		Double Lane Oncoming Traffic for 750 metres	31.82
		80		
47.92	1.44			30.38
		81		
49.20	1.28		Double Lane Oncoming Traffic for 750 metres	29.10
		82		
54.08	4.88		! Single Lane No Overtaking	24.22
		83		
54.86	0.78		Weighbridge Follow Marshals Instructions	23.44
		84		
	6.55			

Bulletin 3, Attachment 1

SS 10 - 13 Sleeping Warrior 1 & 2		TC 10A - 13A Technical Zone - In		
Distance	78.30 Km	Time	2 Hr 05 Min	
Speed	37.58 Kph			
Distance		Direction	Information	Km to TC
Total	Partial			
61.41	6.55	 85		16.89
70.01	8.60	 86		8.29
70.98	0.97	 87	<div style="border: 1px solid black; padding: 5px;"> <p>Nairobi A8 90km</p> <p>Naivasha 2km</p> <p>Longonot 23km</p> <p>Mai Mahihu 38km</p> <p>A8 South</p>  </div>	7.32
71.30	0.32	 88	Under Bridge	7.00
71.72	0.42	 89	 <div style="border: 1px solid black; padding: 2px; display: inline-block;">BUFFALO MALL NAIVASHA</div>	6.58
71.96	0.24	 90		6.34
! 0.13				


Bulletin 3, Attachment 1

SS 10 - 13 Sleeping Warrior 1 & 2		TC 10A - 13A Technical Zone - In		
Distance	78.30 Km	Time	2 Hr 05 Min	
Speed	37.58 Kph			
Distance		Direction	Information	Km to TC
Total	Partial			
72.09	0.13		! ↑ ↓ Through narrow gate	6.21
		91		
<p>Buffalo Mall</p>				
72.09	0.00		! ↑ ↓	6.21
		92		
72.22	0.13		! ↑ ↓	6.08
		93		
	0.24			

SS 10 - 13 Sleeping Warrior 1 & 2		TC 10A - 13A Technical Zone - In		
Distance	78.30 Km	Time	2 Hr 05 Min	
Speed	37.58 Kph			
Distance		Direction	Information	Km to TC
Total	Partial			
72.46	0.24	 94	! (A8) Main Highway	5.84
76.96	4.50	 95	Kenyatta Avenue	1.34
77.18	0.22	 96		1.12
77.65	0.47	 97	!	0.65
78.07	0.42	 98	Rally Cars from Right	0.23
78.17	0.10	 99	Car Wash on Left	0.13
! 0.08				

Bulletin 3, Attachment 1

SS 10 - 13 Sleeping Warrior 1 & 2		TC 10A - 13A Technical Zone - In		
Distance	78.30 Km	Time	2 Hr 05 Min	
Speed	37.58 Kph			
Distance		Direction	Information	Km to TC
Total	Partial			
78.25	0.08		<p>Media Zone (If late keep Left to TC)</p>	0.05
78.30	0.05		<p>TC 10A - 13A Technical Zone - In</p> <div style="border: 1px solid black; padding: 2px; width: fit-content;"> <p>S 00° 44.593' E 36° 27.076'</p> </div>	0.00

TC		Location	SS Dist.	Liaison Dist.	Total Dist.	Target	First Car																																																										
SS			Km.	Km.	Km.	Time	Due																																																										
<div style="display: flex; justify-content: space-between; align-items: center;"> <div style="text-align: center;">  <p>SAFARI RALLY KENYA 2024</p> </div> <div style="text-align: center;"> <p>SAFARI RALLY KENYA 2024</p> </div> <div style="border: 1px solid black; padding: 2px;"> <p>Ver 1.3 – 26 Mar 2024</p> </div> </div>																																																																	
Shakedown						Wednesday 27 March 2024																																																											
<table border="1" style="width: 100%; border-collapse: collapse;"> <tr> <td style="width: 15%;">TC SD</td> <td style="width: 45%;">Service Park - WSTI Naivasha</td> <td style="width: 10%;">-</td> <td style="width: 10%;">30,82</td> <td style="width: 10%;">30,82</td> <td style="width: 10%;"></td> <td style="width: 10%;">9:56</td> </tr> <tr> <td>SD</td> <td>Shakedown Loldia</td> <td>5,40</td> <td>-</td> <td>-</td> <td></td> <td>10:01</td> </tr> <tr> <td></td> <td>Service Park - WSTI Naivasha</td> <td>-</td> <td>30,80</td> <td>36,20</td> <td></td> <td></td> </tr> <tr> <td colspan="2" style="text-align: right;">Wednesday Totals</td> <td>5,40</td> <td>61,62</td> <td>67,02</td> <td></td> <td></td> </tr> </table>								TC SD	Service Park - WSTI Naivasha	-	30,82	30,82		9:56	SD	Shakedown Loldia	5,40	-	-		10:01		Service Park - WSTI Naivasha	-	30,80	36,20			Wednesday Totals		5,40	61,62	67,02																																
TC SD	Service Park - WSTI Naivasha	-	30,82	30,82		9:56																																																											
SD	Shakedown Loldia	5,40	-	-		10:01																																																											
	Service Park - WSTI Naivasha	-	30,80	36,20																																																													
Wednesday Totals		5,40	61,62	67,02																																																													
						P1 & Invited 10:01 / 12:00 All Priority 12:01 / 13:00 P2, P3, non-priority 13:01 / 14:00																																																											
Start - (Section 1)						Thursday 28 March 2024																																																											
<table border="1" style="width: 100%; border-collapse: collapse;"> <tr> <td style="width: 15%;">0</td> <td style="width: 45%;">Start - Kenyatta International Conference Centre</td> <td style="width: 10%;">-</td> <td style="width: 10%;">19,60</td> <td style="width: 10%;">19,60</td> <td style="width: 10%;">0:40</td> <td style="width: 10%;">12:26</td> </tr> <tr> <td>1*</td> <td></td> <td>-</td> <td>19,60</td> <td>19,60</td> <td>0:40</td> <td>13:06</td> </tr> <tr> <td>SS 1</td> <td>Super Special Kasarani</td> <td>4,84</td> <td>-</td> <td>-</td> <td></td> <td>14:05</td> </tr> <tr> <td colspan="2">PC1 Passage Control - Safari Centre Naivasha</td> <td colspan="5"></td> </tr> <tr> <td>1A*</td> <td>Parc Fermé In - WSTI Naivasha</td> <td>-</td> <td>97,62</td> <td>102,46</td> <td>3:00</td> <td>17:05</td> </tr> <tr> <td colspan="2" style="text-align: right;">Thursday Totals</td> <td>4,84</td> <td>117,22</td> <td>122,06</td> <td></td> <td></td> </tr> <tr> <td colspan="6"></td> <td style="text-align: right;">Sunrise - Naivasha</td> <td style="text-align: center;">06:36</td> </tr> <tr> <td colspan="6"></td> <td style="text-align: right;">Sunset - Naivasha</td> <td style="text-align: center;">18:42</td> </tr> </table>								0	Start - Kenyatta International Conference Centre	-	19,60	19,60	0:40	12:26	1*		-	19,60	19,60	0:40	13:06	SS 1	Super Special Kasarani	4,84	-	-		14:05	PC1 Passage Control - Safari Centre Naivasha							1A*	Parc Fermé In - WSTI Naivasha	-	97,62	102,46	3:00	17:05	Thursday Totals		4,84	117,22	122,06									Sunrise - Naivasha	06:36							Sunset - Naivasha	18:42
0	Start - Kenyatta International Conference Centre	-	19,60	19,60	0:40	12:26																																																											
1*		-	19,60	19,60	0:40	13:06																																																											
SS 1	Super Special Kasarani	4,84	-	-		14:05																																																											
PC1 Passage Control - Safari Centre Naivasha																																																																	
1A*	Parc Fermé In - WSTI Naivasha	-	97,62	102,46	3:00	17:05																																																											
Thursday Totals		4,84	117,22	122,06																																																													
						Sunrise - Naivasha	06:36																																																										
						Sunset - Naivasha	18:42																																																										
						* Early check-in permitted																																																											

TC		Location	SS Dist.	Liaison Dist.	Total Dist.	Target	First Car
SS	Km.		Km.	Km.	Time	Due	
1B	Parc Fermé Out - Service - In		-	-	-		7:15
Service A (WSTI Naivasha)			-	-	-	0:15	
1C	Service - Out		-	-	-		7:30
RZ	Refuel (FIA Fuel) - KWS Naivasha		-	(0,25)	-		
1	Distance to next refuel		(32,29)	(74,77)	(107,06)		
2			-	31,39	31,39	0:42	8:12
SS 2	Loldia 1		19,17	-	-		8:15
3			-	33,95	53,12	1:15	9:30
SS 3	Geothermal 1		13,12	-	-		9:33
RZ	Refuel (FIA Fuel) - Oserian Twin Lakes		-	(9,68)			
2	Distance to next refuel		(31,50)	(41,02)	(72,52)		
4			-	23,68	36,80	0:50	10:23
SS 4	Kedong 1		31,50	-	-		10:26
PC2	Passage Control - Buffalo Mall		-	(20,81)	-	-	-
4A	Regroup In & Technical Zone In		-	27,02	58,52	1:27	11:53
4B	Regroup Out & Service - In		-	-	-	0:30	12:23
Service B (WSTI Naivasha)			(63,79)	(116,04)	(179,83)	0:40	
4C	Service Out		-	-	-		13:03
RZ	Refuel (FIA Fuel) - WSTI Naivasha		-	(0,25)	-		
3	Distance to next refuel		(32,29)	(74,77)	(107,06)		
5			-	31,39	31,39	0:42	13:45
SS 5	Loldia 2		19,17	-	-		13:48
6			-	33,95	53,12	1:15	15:03
SS 6	Geothermal 2		13,12	-	-		15:06
RZ	Refuel (FIA Fuel) - Oserian Twin Lakes		-	(9,68)			
4	Distance to next refuel		(31,50)	(41,27)	(72,77)		
7			-	23,68	36,80	0:50	15:56
SS 7	Kedong 2		31,50	-	-		15:59
PC3	Passage Control - Buffalo Mall		-	(20,81)	-	-	-
7A	Parc Fermé & Technical Zone - In		-	27,02	58,52	1:27	17:26
7B	Parc Fermé Out - Flexi Service - In		-	-	-	0:10	17:36
Flexi-Service C (WSTI Naivasha)			(63,79)	(116,04)	(179,83)	0:45	
7C*	Flexi Service Out - Parc Fermé - In		-	-	-		(18:21)
All cars (except P1 cars and restarting cars) must be returned to Parc Fermé no later than							20:51
Friday Totals			127,58	232,08	359,66		
							Sunrise - Naivasha
							06:35
							Sunset - Naivasha
							18:42

* Early check-in permitted

Section 2

Section 3

TC		Location	SS Dist.	Liaison Dist.	Total Dist.	Target	First Car	
SS			Km.	Km.	Km.	Time	Due	
7D		Parc Fermé - Out	-	-	-		6:35	
RZ		Refuel (FIA Fuel) - WSTI Naivasha	-	(0,25)				
5		Distance to next refuel	(44,40)	(76,39)	(120,79)			
8			-	61,54	61,54	1:23	7:58	
SS 8		Soysambu 1	29,32	-	-		8:01	
9			-	4,24	33,56	0:55	8:56	
SS 9		Elmenteita 1 Live TV	15,08	-	-		9:05	
RZ		Refuel (FIA Fuel) - Crossroads	-	(10,86)				
6		Distance to next refuel	(36,08)	(47,64)	(83,72)			
10			-	16,28	31,36	0:55	10:00	
SS 10		Sleeping Warrior 1	36,08	-	-		10:03	
PC4		Passage Control - Buffalo Mall	-	(36,01)	-	-	-	
10A		Regroup & Technical Zone - In	-	42,22	78,30	2:05	12:08	
10B		Regroup Out & Service - In	-	-	-	0:20	12:28	
Service D (WSTI Naivasha)			(80,48)	(124,28)	(204,76)	0:40		
10C		Service - Out	-	-	-		13:08	
RZ		Refuel (FIA Fuel) - WSTI Naivasha	-	(0,25)				
7		Distance to next refuel	(44,40)	(76,39)	(120,79)			
11			-	61,54	61,54	1:23	14:31	
SS 11		Soysambu 2	29,32	-	-		14:34	
12			-	4,24	33,56	0:55	15:29	
SS 12		Elmenteita 2 LIVE TV	15,08	-	-		15:35	
RZ		Refuel (FIA Fuel) - Crossroads	-	(10,86)				
8		Distance to next refuel	(36,08)	(47,64)	(83,72)			
13			-	16,28	31,36	0:55	16:30	
SS 13		Sleeping Warrior 2	36,08	-	-		16:33	
PC5		Passage Control - Buffalo Mall	-	(36,01)	-	-	-	
13A		Parc Fermé & Technical Zone - In	-	42,22	78,30	2:05	18:38	
13B		Parc Fermé Out - Flexi Service - In	-	-	-	0:10	18:48	
Flexi-Service E (WSTI Naivasha)			(80,48)	(124,28)	(204,76)	0:45		
13C*		Flexi Service Out - Parc Fermé - In	-	-	-		(19:33)	
<i>All cars (except P1 cars and restarting cars) must be returned to Parc Fermé no later than</i>							22:03	
Saturday Totals			160,96	248,56	409,52			
							Sunrise - Naivasha	06:35
							Sunset - Naivasha	18:41

* Early check-in permitted

Section 4

Section 5



SAFARI RALLY KENYA 2024

Ver 1.3 – 26 Mar 2024

Re-Start (Sections 6, 7 & 8)

Sunday 31 March 2024

TC	Location	SS Dist.	Liaison Dist.	Total Dist.	Target	First Car
SS		Km.	Km.	Km.	Time	Due
13D	Parc Fermé - Out	-	-	-		6:15
RZ	Refuel (FIA Fuel) - WSTI Naivasha	-	(0,25)	-		
9	Distance to next refuel	(26,66)	(64,41)	(91,07)		
14		-	25,21	25,21	0:44	6:59
SS 14	Malewa 1	8,33	-	-		7:02
15		-	24,47	32,80	0:47	7:49
SS 15	Oserengoni 1	18,33	-	-		7:52
RZ	Refuel (FIA Fuel) - Oserian Twin Lakes	-	(14,98)	-		
10	Distance to next refuel	(10,53)	(61,16)	(71,69)		
16		-	31,28	49,61	1:02	8:54
SS 16	Hell's Gate 1 LIVE TV	10,53	-	-		9:05
16A	Regroup & Technical Zone - In	-	44,61	55,14	1:07	10:12
16B	Regroup Out & Service - In	-	-	-	0:06	10:18
Service F (WSTI Naivasha)		(37,19)	(125,57)	(162,76)	0:15	
16C	Service - Out	-	-	-		10:33
RZ	Refuel (FIA Fuel) - WSTI Naivasha	-	(0,25)	-		
11	Distance to next refuel	(26,66)	(64,41)	(91,07)		
17		-	25,21	25,21	0:44	11:17
SS 17	Malewa 2	8,33	-	-		11:20
18		-	24,47	32,80	0:47	12:07
SS 18	Oserengoni 2	18,33	-	-		12:10
RZ	Refuel (FIA Fuel) - Oserian Twin Lakes	-	(14,98)	-		
12	Distance to next refuel	(10,53)	(103,24)	(113,77)		
18A	Regroup & Technical Zone - In	-	33,74	52,07	1:08	13:18
18B	Regroup Out	-	-	-	0:40	13:58
19		-	10,92	10,92	0:14	14:12
SS 19	Hell's Gate 2 - Wolf Power Stage	10,53	-	-		14:15
19A*	Podium Holding Area IN	-	1,88	12,41	0:15	14:30
	PODIUM	-	-	-		15:15
19B*	Podium Holding Area OUT	-	-	-		
19C*	Technical Zone / Parc Fermé - In	-	71,68	71,68	1:40	

* Early check-in permitted

Sunday Totals	74,38	293,47	367,85		
				Sunrise - Naivasha	06:35
				Sunset - Naivasha	18:41

TOTALS OF THE RALLY					
	SS	Liaison	Total		%
THU 28 – Section 1 – 1 SS	4,84	117,22	122,06		4,0%
FRI 29 – Sections 2 & 3 – 6 SS	127,58	232,08	359,66	% of Special Stages	35,5%
SAT 30 – Sections 4 & 5 – 6 SS	160,96	248,56	409,52		39,3%
SUN 31 – Sections 6, 7 & 8 – 6 SS	74,38	293,47	367,85		20,2%
Total - 19 SS	367,76	891,33	1259,09		29,2%

Section 6

Section 7

Section 8